



STUDY ON AWARENESS AND PRACTICES ABOUT ORGANIC FARMING AMONG THE FARMERS

A. R. Kulkarni

(Professor and Head)

K. D. Ahire

(Assistant Professor)

Department of Environment Management

Chhatrapati Shahu Institute of Business Education and Research, Kolhapur, India

Abstract

The present work carried out at Department of Environment Management, Chhatrapati Shahu Institute of Business Education and Research with examines the application of organic farming among the farmers. It also focused on the attitude of the farmers towards the organic farming. The data were collected from the 130 respondents from Sangli district, Maharashtra. This study was carried out by self structured questionnaire. The findings indicate that there is less awareness about the organic farming between the farmers. Whereas the moreover farmers are found to be used to with the usage of chemical fertilizers & pesticides for the agricultural practices.

Keywords: Organic farming, Fertilizers, Agricultural practices, Pesticides, Insecticides

I. Introduction

Organic materials such as farm yard manure, biogas, slurry, composts, straw or other crop residues, biofertilizers, green manures and cover crop can substitute for inorganic fertilizers to maintain the environmental quality. In addition, the organic farmers can also use seaweeds and fish manures and some permitted fertilizers like basic slag and rock phosphate. The conservation of natural enemies of pests is important for minimizing the use of chemical pesticides and for avoiding multiplication of insecticides – resistant pests. Botanical pesticides such as those derived from neem could be used. Selective microbial pesticides offer particular promise, of which strains of *Bacillus thuringiensis* is an example.

D. Rigby & D. Caceres (2018) reported that sustainability is considered in relation to organic farming a sector growing rapidly in many countries.

In the view of Fan Fan, Christian Bugge, Hendrickson & Johan Porter (Feb 2018), Agro-ecosystem cover almost 40% of the terrestrial surface on Earth, & have been considered as one of the most significant ecological experiments with a potential

to both contribute to & migrate global Ecosystem Services loss.

Jay Squalli, Gray Adamkiewicz (2018) reported that organic farming practices focused on agro-ecological health have long been centered on the idea that such approaches reduce resource intensity, improve soil health, reduce environmental burdens & improve crop quality.

The use of organic manures will increase the organic matter content and water holding capacity of the soil. Non-chemical weed control measures – Compared to conventional farmers, the organic farmers use more of mechanical cultivation of row crops to reduce the weed menace. No herbicides are applied as they lead to environmental pollution. Biological pest and disease management – The control of insect pests and pathogens is one of the most challenging jobs tropical and sub-tropical agriculture. Here again non-chemical, biological pest management is encouraged.

Sandra Godded & Johan Ekroos (April 2018) reported that organic farming can beneficial farmland birds in heterogeneous landscape, particularly during winter, probably due to increased food availability.

Limpkin. N (April 2018) suggested that the principles of organic farming are considered under the living soil, crop nutrition, management of manures, slurry & organic residues, rotation design for organic system, weed management, pest & discus control & livestock husbandry. Organic farming is considered as an alternative to conventional farming, in order to minimize external inputs & maximize the productivity profitability of the farming system.(G. K. Veeresh, 2006).

Sustainable agriculture is an approach to farming that integrates environmental considerations, economic consideration & socio-cultural considerations in agricultural practices. (Ravikant S. Wawge 2008).

According to H. D. Kumar (2006) in organic agriculture a risk assessment approach has very often been rejected in view of the fear that the knowledge of anticipating the possible interrelationships of ecosystem is limited.

The present study were carried out by considering following objectives

1. To collect the information about the organic farming among the farmer.
2. To create awareness about the organic farming in farmers.

II. Methodology

Data Collection Method:-

The primary data were collected through surveys & Questionnaire regarding to the awareness about the organic farming among the farmers. For this study the one hundred and thirty respondents were selected random from Sangli

district. The information was collected based on the farm, productivity of farm, benefits to the farmers from the field etc. The self structured questionnaire was prepared to collect the information from the respondents.

III. RESULT AND DISCUSSION

The collected data was arranged in the tubular form and the frequency was written in the form of Pi chart.

3.1 Information about Domestic Animals

Sr. No	Option	No. of Respondent	Percentage
A	Yes	102	78%
B	No	28	22%
Total		130	100%

Table 1 Information about domestic animals

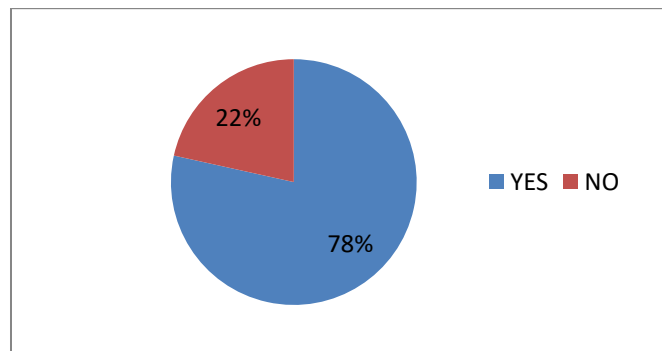


Fig.1 Information about domestic animals

From the given chart it was found that only 22% of respondents say that no Domestic animals at their home, while maximum (78%) respondents reported that they have have domestic animals at their home.

3.2 Fertilizers used by farmers

Sr. No	Option	No. of Respondents	Percentage
A	Chemical	82	28%
B	Organic	12	9%
c	Both	36	63%
Total		130	100%

Table 2 fertilizers used by farmers

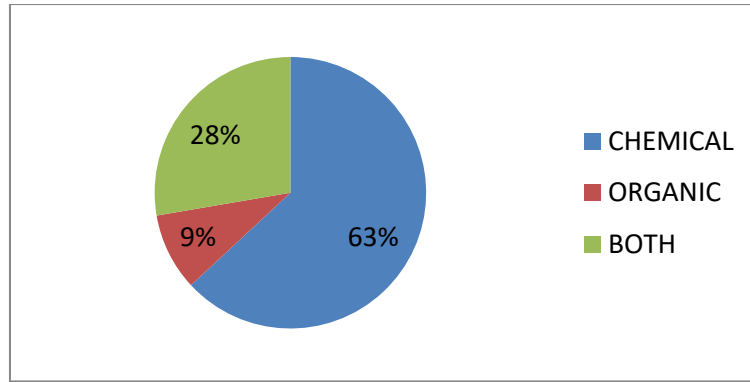


Fig. 2 fertilizers used by farmers

About (63%) respondents were using chemical fertilizers, 9% and 28% were using organic and organic plus chemical fertilizers respectively.

3.3 Daily use of fertilizers

Sr. No	Option	No. of Respondents	Percentage
A	Chemical	12	91%
B	Organic	118	9%
Total		130	100%

Table 3 Daily uses of fertilizers

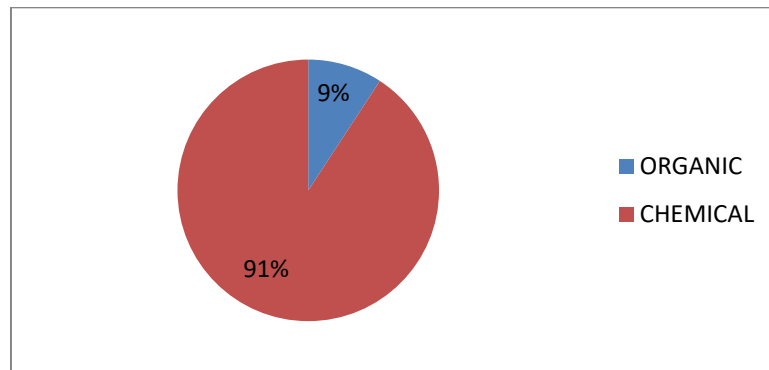


Fig. 3 Daily use of fertilizers

According to 9% of respondents they does not used chemical fertilizers in daily agricultural practices, while 91% respondents used chemical fertilizers in daily agriculture.

3.4 Compost is more beneficial than chemical fertilizers

Sr. No	Option	No. of Respondent	Percentage
A	Yes	122	94%
B	No	8	6 %
Total		130	100%

Table 4 Compost are more beneficial than chemical fertilizers

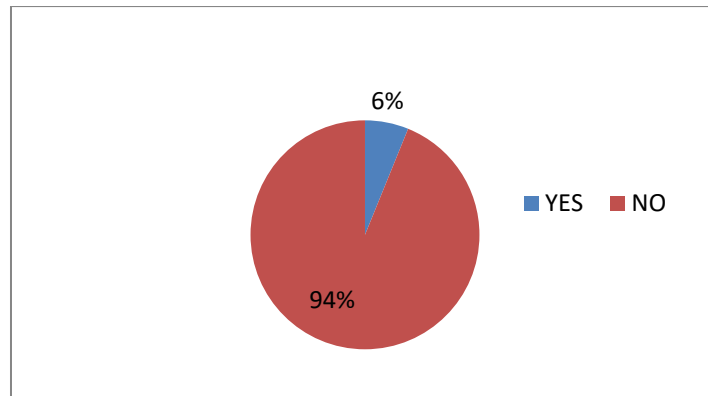


Fig. 4 Compost is more beneficial than chemical fertilizers

Only 6% of respondents replied in the favour of compost as more beneficial as compare to chemical fertilizers, while maximum (94%) of respondents were with chemical fertilizers are more beneficial than organic.

3.5 Information of harmful effects of chemical fertilizers

Sr. No	Option	No. of Respondent	Percentage
A	Yes	111	85%
B	No	19	15 %
Total		130	100%

Table 5 Information harmful effects of chemical fertilizers

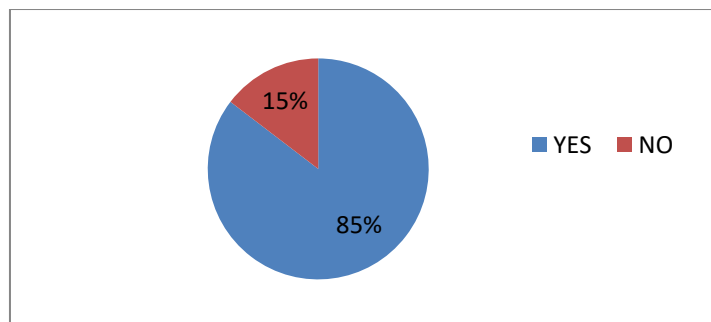


Fig. 5 Information harmful effects of chemical fertilizers

From the given chart it was found that 15% of respondents said that they don't know harmful effects of chemical fertilizers and 85% of respondents said about harmful effects of chemical fertilizers.

3.6 Soil testing

Sr. No	Option	No. of Respondent	Percentage
A	Yes	54	42%
B	No	76	58 %
Total		130	100%

Table 6 Soil testing

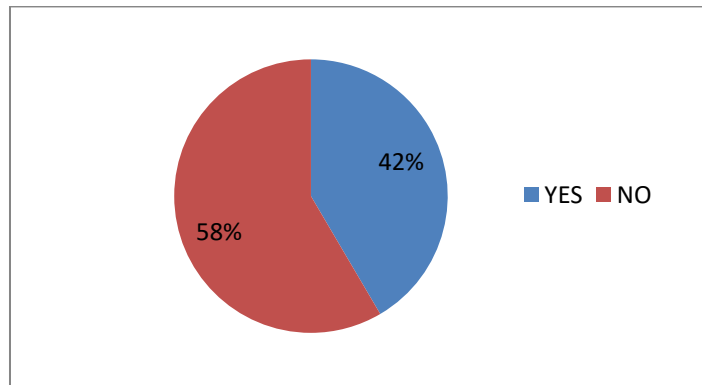


Fig. 6 Soil testing done

It was found that nearby 42% of farmers regularly done soil testing in their farm, another hand about 58% of farmers' dose not ever done soil testing in their farm.

3.7 Requirement of fertilizers as per need of soil

Sr. No	Option	No. of Respondent	Percentage
A	Yes	68	55%
B	No	56	45%
Total		130	100%

Table 7 Requirement of fertilizers as per need of soil

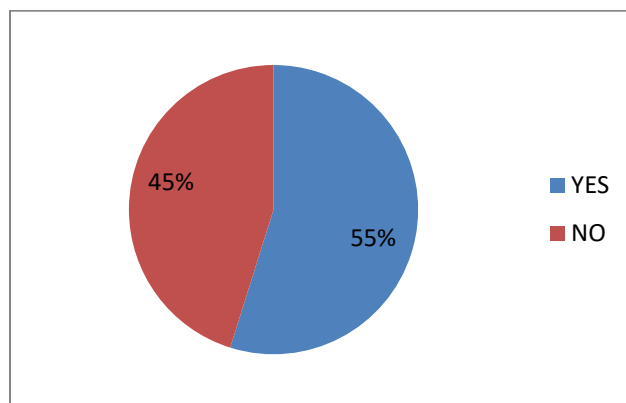


Fig.7 Requirement of fertilizers as per need of soil

From the given chart it was found that 55% of respondents applied fertilizers as per need of soil, as well as about 45% of respondents do not apply fertilizers as per need of soil.

3.8 Difference between the agriculture goods from your farm & the Farmer practicing organic farming

Sr. No	Option	No. of Respondent	Percentage
A	Yes	130	100%
B	No	0	0%
Total		130	100%

Table 8 difference between the agriculture goods from your farm & the Farmer practicing organic farming

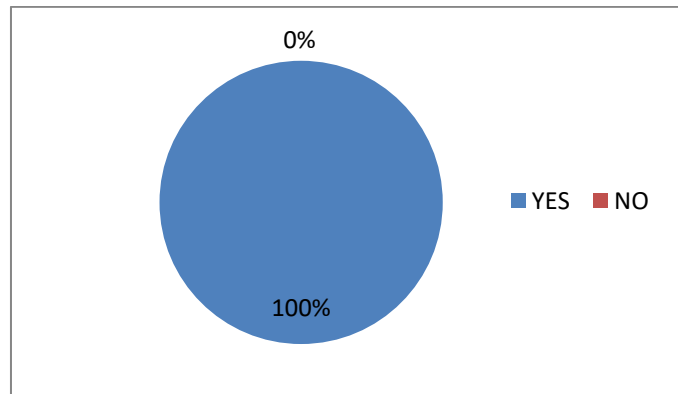


Fig. 8 Difference between the agriculture goods from your farm & the Farmer practicing organic farming

From above result it was cleared that all (100%) farmers agreed about difference between the agriculture goods from their own farm & the farmer producing goods through organic farming

3.9 Good Quality Products

Sr. No	Option	No. of Respondent	Percentage
A	Organic	62	48%
B	Chemical	68	52%
Total		130	100%

Table 9 good in quality products

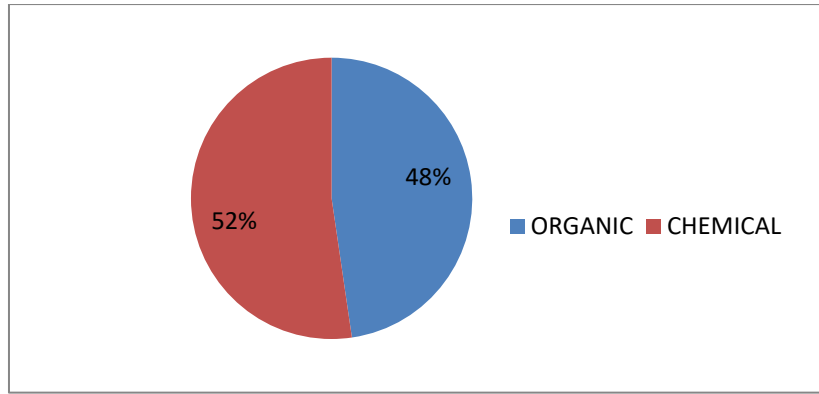


Fig. 9 Good quality products

About 48% of respondents say that organic products are good in quality, 52% of respondents say that chemical products are good in quality.

3.10 Interest organic farming

Sr. No	Option	No. of Respondent	Percentage
A	Yes	86	66%
B	No	44	34%
Total		130	100%

Table 10 Interest organic farming

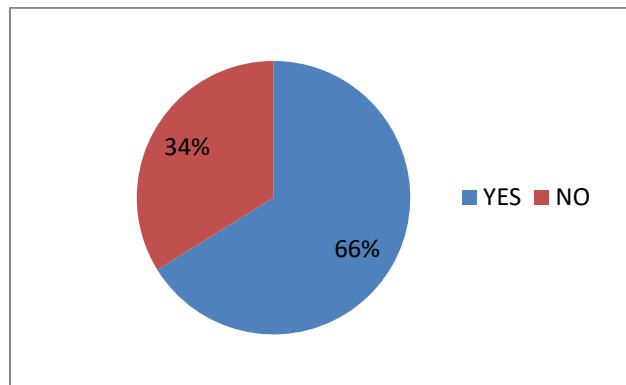


Fig. 10 Interest in organic farming

Maximum farmers (66%) were interested for practicing organic farming.

3.11 Awareness about government schemes for organic farming

Sr. No	Option	No. of Respondent	Percentage
A	Yes	23	18%
B	No	107	82%
Total		130	100%

Table 11 Awareness about government schemes for organic farming

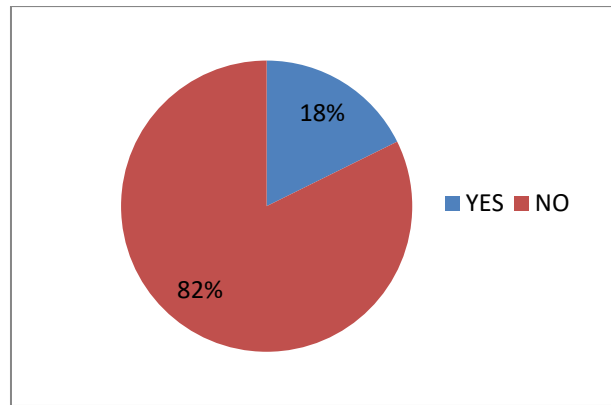


Fig. 11 Awareness about government schemes for organic farming

Awareness regarding financial help from government for organic farming found less among the farmers; it was found that, only 18% of respondents knew about government schemes for organic farming.

3.12 Benefits of organic products to the health

Sr. No	Option	No. of Respondent	Percentage
A	Organic	95	73%
B	Chemical	35	27%
Total		130	100%

Table 12 beneficial to health

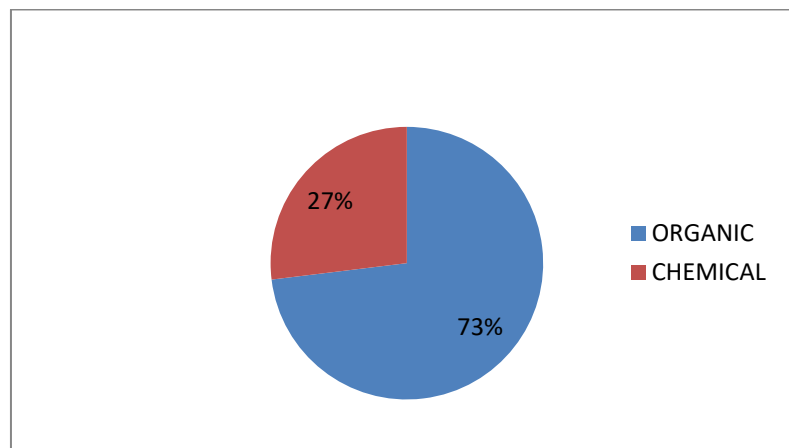


Fig. 12 Benefits of organic products to the health

With respect to above figure it was cleared that great number (73%) of respondents were aware about benefits of organic products to the health.

3.13 Information regarding yield

Sr. No	Option	No. of Respondent	Percentage
A	Organic	33	25%
B	Chemical	97	75%
Total		130	100%

Table 13 Information regarding yield

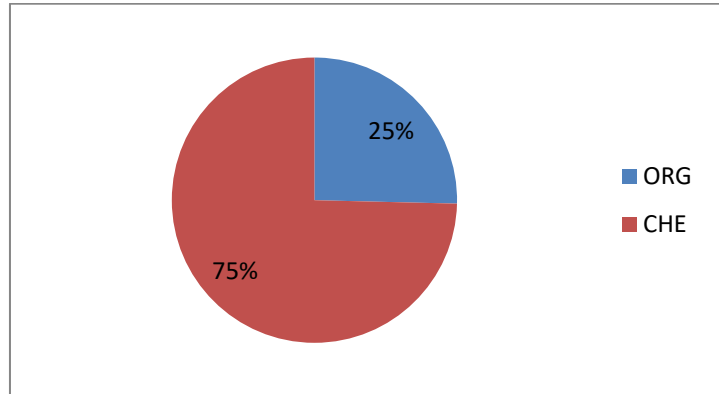


Fig. 13 Information regarding yield

According to 75% of respondents Chemical farming will give more yields, while only 25% of respondents said that organic farming gets more yield.

Measure problems faced by farmers in organic farming

- Lack of knowledge about organic tools and practices.
- Requirement for more labor input than conventional farm.
- Problems regarding the availability of organic, bio fertilizers.

IV. CONCLUSION

The main objective of the present study was to understand the awareness about organic farming among the farmers. After considering the results, self observation and interaction with farmers it is concluded that the awareness about organic farming among the farmers is very less, while use of chemical fertilizers is comparatively more. The lacks of knowledge about harmful effects of chemical fertilizers were also found during present study. The awareness about organic farming among the farmers in Sangli district has been done through this study.

VIII REFERANCES

1. Chandraekan, B. Annadurai, K. Somasundaram, E. 2010. A Textbook of Agronomy published by New Age, International (P) Limited publishers.
2. Dharna, A. K. 1996. Organic farming for sustainable agriculture, Agro Botanical Publishers (India), pp. 130.
3. Diya, M. 2012. Organic nutrients management practices for sustainable aerobic rice Production, M.Sc. Agri. Thesis, Univ. Agric.Sci., Bangalore, Karnataka, India

4. Duraisami, V.P. and Mani, A. K. 2001. Effect of inorganic, organic and bio nitrogen sources on availability and uptake of micronutrients, under maize (*Zea mays* L.) in an Inceptisol, *Curr. Res.* 30: 52-55.
5. Ganapathi., M. A, Shankar and Gajanana, G. N. 2008. Effect of Long term use of chemical fertilizers and organic manure on soil fertility and sustainable productivity of finger millet in an alfisols of dryland, *Environ. and Ecol.*, 26 (2A):872-876.
6. Kumar, A. K. 2001. "Indian agricultural issue prospects", first edition, published by Sarup & Sons. Pp.06.
7. Organic farming on bird diversity in North-West Spain. *Agriculture, Ecosystems and Environment.* 257: 60-67.
8. Veeresh, G. K. 2006, *Organic farming*", Fourth edition published by foundation book Pvt. Ltd. pp– 152.